



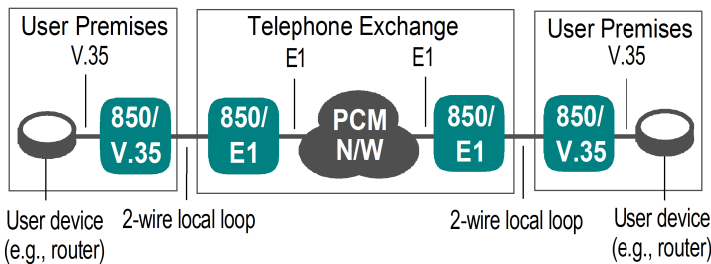
CYGNUS 850

2 Mbps/Nx64 kbps G.SHDSL Modem

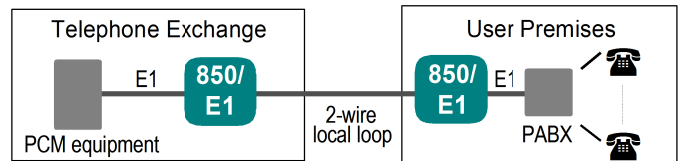
FEATURES

- Operates on 2-wire copper circuits using G.SHDSL
- Driving Range: 5.5 km at 2048 kbps on 24 AWG (0.5 mm dia) unloaded copper pair under error free conditions. In a special Rate-Range mode, driving range can be between 5.5 km and 10.5 km, with a trade-off between driving range and the number of 64 kbps payload slots actually transferred across the copper pair.
- Flexible clocking options.
- Loopback and test pattern generation facilities for quick fault isolation
- Ordering time options for configuration/monitoring:
 - RS 232 compatible console port
 - Via SNMP and Telnet over a TCP/IP network
- Front panel indicators for displaying unit status.
- Power supply input - ordering time options for 230 VAC, 48 VDC, or both, or 24 VDC

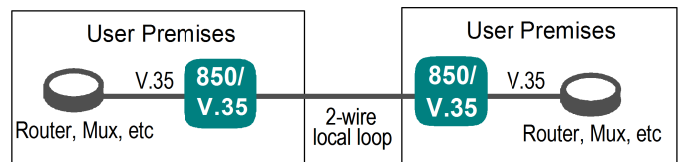
APPLICATIONS



Wide area 2048 kbps / Nx64 kbps leased line



PBX connection to exchange using PRI Line



Interconnection of V.35 DTEs over a copper pair

SPECIFICATIONS

G.SHDSL LINE INTERFACE

Compatibility: G.SHDSL on 2-wire unloaded copper circuit with TC-PAM encoding as per ITU-T G.991.2

Payload speed: Up to 2048 kbps

Line Impedance: 135 ohms

Connector: RJ-45 socket and 2-way terminal block

Protection: As per ITU-T K.20, K.21

DTE INTERFACE

Ordering time option for 2 Mbps/Nx64 kbps Synchronous V.35 interface or G.703 (E1) interface

CONNECTORS

V.35 interface: 34 pin block (V.35)

E1 interface: Standard: 120 ohm balanced interface on RJ-45 socket and/or 4-way terminal block

CONSOLE PORT

Interface: ITU-T V.24/RS232

Speed: Default speed 9600 bps, 8 data bits, 1 stop bit, no parity

Connector: RJ-45 socket

CLOCKING MODES

DSL Slave: Clock recovered from DSL line signal

Internal: Uses an internal crystal controlled clock

DTE Slaved: Clock received / recovered from the DTE's signal

DTE Slaved - external transmit: Only on V.35 units. Similar to DTE-slaved mode, except that both transmit and receive clocks are supplied by the DTE

SUPPORT FOR CENTRALISED NMS (ORDERING TIME OPTION)

Interface: 10/100 Base-T ethernet on RJ-45 socket

Software functionality: SNMP Traps for important events
Telnet access for configuration and monitoring,
HTTP compatible web based configuration

DIAGNOSTIC SWITCHES

DTE port local loopback, DTE port digital loop back, Remote loopback request, Test Pattern generation and checking

INDICATORS

General indicators: Unit Power status, Alarm condition, Test status, Default parameter status, LT status, Pattern Error, Serial Management status, DSL link status, Error status

E1 DTE port indicators:

Link status, Error, Receive, Transmit

V.35 port indicators:

DTR status, Receive, Transmit

GENERAL

Size: 230 mm (w) x 260 mm (d) x 60 mm (h)

Power input: Ordering time option for 230 VAC +/- 10%, -48 VDC (-40 to -60 VDC), or both, or -24 VDC (-18 to -36 VDC)

Operating temp: 0°C - 45°C (wider temperature range can be offered for models without dual AC/DC power supply)

Humidity: 0-85% RH, non condensing

ORDERING INFORMATION

Order Code: CYGNUS 850/T/U/V

T: Specifies the DTE interface required.

Use: "V35" for V.35 interface • "E1" for 120 ohm balanced E1 interface

U: Specifies the mechanisms provided for configuring the unit.

Use: Leave blank if the unit is provided with Switches and a RS232 compatible console port for configuring and monitoring the unit • "NM" is unit is to be manageable over a TCP/IP network from a central network management station (NMS) and also have console port installed

Y: V: Specifies input power supply option.

Use: "AC" for 230 VAC • "48 VDC" for -48 VDC • "AC & 48VDC" for both 230 VAC & 48V DC • "24 VDC" for -24 VDC

Note: Specifications are subject to change without notice
Ref.: 221122



CYGNUS MICROSYSTEMS (P) LIMITED

93, Phase II, IDA, Cherlapally, Hyderabad 500051, India

Tel: +91 (40) 2726 1327

URL: www.cygnusmicro.com e-mail: mktg@cygnusmicro.com

ISO 9001 : 2015

Registered